

Zaltana Oceanic - Villa Option 1

Villa Options can be customised as per the clients requirements



| Carpet Area: | |
|---------------------|---------------------------|
| Formal Living: | 2.60mX3.40m- 8.84 Sqmts |
| Bedroom-1: | 3.60mX3.60m- 12.96 Sqmts |
| Bedroom-2: | 4.00mX3.00m- 12.00 Sqmts |
| Bedroom-3: | 4.00mX3.67m- 14.68 Sqmts |
| Att.Toilet : | 2.50mX1.50m- 3.75 Sqmts |
| Cmn.Toilet: | 2.50mX1.50m- 3.75 Sqmts |
| Outdoor Sitout: | 5.35mX8.00m- 42.80 Sqmts |
| | 12.22mX6.00m- 73.32 Sqmts |
| 172.10 Sqmts | |

GROUND FLOOR

Villa Options can be customised as per the clients requirements

ELEVATION B ▶




▲
ELEVATION A

FIRST FLOOR

Carpet Area:

| | | |
|-------------|-----------------|---------------------|
| Foyer: | 1.80m X 2.70m- | 4.86 Sqmts |
| Kitchen: | 5.10m X 4.67m- | 23.81 Sqmts |
| Dining: | 2.50m X 3.15m- | 7.87 Sqmts |
| Cmn.Toilet: | 2.53m X 1.50m- | 3.79 Sqmts |
| Living: | 4.00m X 5.20m- | 20.80 Sqmts |
| Terrace: | 6.00m X 12.20m- | 73.20 Sqmts |
| | 5.35m X 8.01m- | 42.85 Sqmts |
| | | 177.18 Sqmts |



Villa Options can be customised as per the clients requirements



LVL +7500 MM


LVL +4200 MM

LVL +3000 MM

LVL +600 MM

LVL 00 MM

ELEVATION A



Villa Options can be customised as per the clients requirements

LVL +7500 MM

LVL +6000 MM

LVL +3060 MM

LVL +600 MM

LVL 00 MM

ELEVATION B

Zaltana Oceanic - Villa Option 2

Villa Options can be customised as per the clients requirements



| Carpet Area: | |
|---------------------|--------------------------|
| Formal Living: | 2.60mX3.40m- 8.84 Sqmts |
| Bedroom-1: | 3.90mX3.85m- 15.01 Sqmts |
| Bedroom-2: | 4.00mX3.90m- 15.60 Sqmts |
| Att.Toilet-1: | 2.50mX1.50m- 3.75 Sqmts |
| Att.Toilet-2: | 2.50mX1.50m- 3.75 Sqmts |
| Outdoor Sitout: | 11.8mX5.80m- 68.44 Sqmts |
| | 4.0mX7.56m- 30.24 Sqmts |
| 145.63 Sqmts | |

GROUND FLOOR

Villa Options can be customised as per the clients requirements

ELEVATON B




ELEVATON A

FIRST FLOOR

Carpet Area:

| | | |
|------------------|---------------|-------------|
| Foyer: | 3.50mX 2.50m- | 8.75 Sqmts |
| Kitchen& Dining: | 4.62mX 3.92m- | 18.11 Sqmts |
| Bedroom: | 3.82mX 3.90m- | 14.89 Sqmts |
| Cmn.Toilet: | 1.20mX 1.50m- | 1.80 Sqmts |
| Att.Toilet: | 2.53mX 1.50m- | 3.79 Sqmts |
| Living: | 5.30mX 5.52m- | 29.25 Sqmts |
| Terrace: | 6.00mX12.00m- | 72.00 Sqmts |
| Balcony: | 1.60mX6.00m- | 9.60 Sqmts |

158.19 Sqmts



Villa Options can be customised as per the clients requirements



LVL +7500 MM


LVL +4200 MM

LVL +3000 MM

LVL +600 MM

LVL 00 MM

ELEVATION A



Villa Options can be customised as per the clients requirements

LVL +7500 MM

LVL +6000 MM

LVL +3060 MM

LVL +600 MM

LVL 00 MM

ELEVATION B